Together @ Home

Here are some activities you could do together as a family, begin with the story and then do as many or as few as you like, in any order.

Bible Passage

Today we will be exploring together, The Parable of the Late Night Visitor.

You can find it in your Bible in:
Luke 11 v 5–13

Read the story together – choose a Bible translation or children's story version which best suits your group.

Discussion

<u>A question for adults to ask children</u>

What sort of things can we ask God for?

We can pray and ask God for anything that we need. In the story the friend asked for bread but his neighbour was asleep and didn't want to get up. Jesus said that the friend should be bold and keep knocking until his neighbour came to help. Praying to God can be the same, sometimes we have to keep praying and trust in God's timing, that can take patience and perseverance.

The passage teaches us that God only gives good things to his children, we must trust that God knows what is best for us and sometimes that means we might not get what we want.

<u>Some questions for children to ask adults</u>

Can you think of a time when you had to keep praying for something for a very long time?

A prayer to say together

Dear God,
Thank you that you love and care for us, that you are a good father to us. We thank you that we can pray and ask you for things, that you always hear our prayers.

Help us to persevere in prayer and to be patient when waiting for an answer. Help us to be good friends and neighbours to those around us and help those in need.

We pray for all those in the world struggling to have the food and supplies they need, particularly in countries facing natural disasters. God would you be their provider.

Amen.

Family Activity 1

Hold your own scavenger hunt, call out objects and see who can find and bring the item back the fastest. Here is a list of items you could use, or why not try one of the Together at Home scavenger prayer hunts.

You can find them all that www.tath.co.uk/other-resources

spoon
pencil
sock
cuddly toy
pillow
shoelace
bible
towel
hat
key

A verse to remember

Matthew 7 v 7

"Ask and it will be given to you; seek and you will find; knock and the door will be opened to you."

Try to learn this verse together, you could come up with some actions to help you remember it or decorate the verse on a piece of paper or card together and put it up somewhere to remind you of it through the week.

Family Activity 2 / Playdough Prayer

You will need: Playdough

The friend in the story wanted bread that they could share with their visitors. Why not use some playdough to mould some of the things you would like to have?

You could spend some time praying and asking God for things you need or would like by creating them out of the dough.

If you do not have playdough you could use this simple recipe to make your own or build/craft/draw your prayers from any other materials, you have in the house.

Helping older children

Sometimes we may pray and not see the change or provision we want right away. It can be frustrating and perhaps make us question whether God is really listening to our prayers.

This passage encourages us that God wants the best for us, but just like when a parent won't let their child eat nothing but sweets, the best for us isn't always the same as what we want.

Jesus told us we should pray that God's will would be done on earth as it is in heaven. In Mark 14:36 we see Jesus praying about his death on the cross – he knew it would be scary and painful, but he said to God "do what you want, not what I want."

Prayer is not just about asking God for the things that we want but also asking God what he wants for us. A good friendship and relationship is two way – if you don't see God answering our prayers immediately why not stop and ask God if there is anything He needs from you to make it happen.

Simple Play Dough Recipe

- 8 tbsp plain flour
- 2 tbsp table salt
- 60ml warm water
- food colouring (optional)
- 1 tbsp vegetable oil

1. Mix the flour and salt in a large bowl. In a separate bowl mix together the water, a few drops of food colouring and the oil.

2. Pour the coloured water into the flour mix and combine with a spoon.

3. Dust a work surface with a little flour and turn out the dough. Knead together for a few minutes to form a smooth, pliable dough. If you want a more intense colour you can work in a few extra drops of food colouring.

4. Store in a plastic sandwich bag (squeeze out the air) in the fridge to keep it fresh.

All Bible verses are taken from the New Century Version **(NCV)** The Holy Bible, New Century Version®. Copyright © 2005 by Thomas Nelson, Inc.

A colouring page you could print and colour together

This colouring sheet is available free from http://flamecreativekids.blogspot.com/



PUZZLE SHEET

Knock Knock

Who's there?

Lettuce



Lettuce who?

Lettuce in, it's cold out here !

Can you find your way through the door maze?

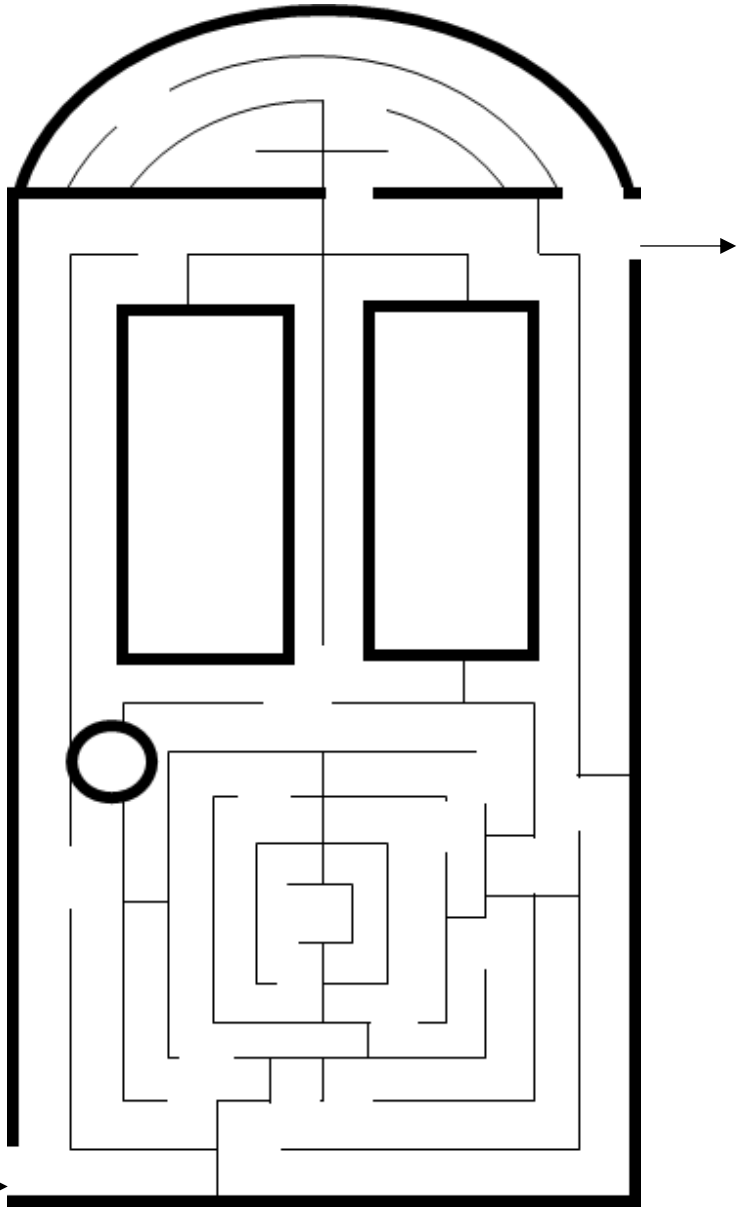

Can you pair up the matching doors on the page by colouring them the same.

Which door is the odd one out?